

Potable water valve, 2-way, Internal thread

- For potable water applications
- NSF/ANSI 372 - Lead Free
- NSF/ANSI 61 – CLD 23 – Water Quality



5-year warranty



### Technical data

<b>Functional data</b>	Valve size [mm]	0.5" [15]
	Potable water certificate	NSF/ANSI 61 NSF/ANSI 372
	Fluid	Potable water
	Fluid temperature	-4...212°F [-20...100°C]
	Body Pressure Rating	600 psi CWP
	Close-off pressure Δps	230 psi
	Differential pressure Δpmax	30psi
	Leakage rate	0%
	Angle of rotation	90°
	Pipe connection	Internal thread NPT (female)
	Installation orientation	upright to horizontal (in relation to the stem)
	Servicing	maintenance-free
	Flow Pattern	2-way
	Cv	29
<b>Materials</b>	Valve body	Lead free and dezincification resistant bronze (CW511L)
	Stem	Lead free and dezincification resistant bronze (CW511L)
	Seat	PTFE
	O-ring	EPDM
	Ball	Chrome plated lead free brass
<b>Suitable actuators</b>	Non Fail-Safe	CQB(X)
	Electrical fail-safe	CQKB(X)

### Safety notes



- The ball valve has to be exercised at least once a week, so that the quality of potable water as well as the functionality are not affected.
- The valve has been designed for use in stationary potable water systems and must not be used outside the specified field of application, especially in aircraft or in any other airborne means of transport.
- The valve does not contain any parts that can be replaced or repaired by the user.

**Product features**

**Operating mode** The on/off ball valve is adjusted by a rotary actuator. The rotary actuator is connected by an on/off signal. Open the ball valve counterclockwise and close it clockwise.

**Installation notes**

**Notes** The ball valve is a regulating device. To fulfil this control task in the long term, the circuit must be kept free from particle debris (e.g. welding beads during installation work).

**Permissible installation orientation** The ball valve can be installed upright to horizontal. The ball valve may not be installed in a hanging position, i.e. with the stem pointing downwards.



**Servicing** Ball valves and rotary actuators are maintenance-free.  
 Before any service work on the control element is carried out, it is essential to isolate the rotary actuator from the power supply (by unplugging the electrical cable if necessary). Any pumps in the part of the piping system concerned must also be switched off and the appropriate slide valves closed (allow all components to cool down first if necessary and always reduce the system pressure to ambient pressure level).

The system must not be returned to service until the ball valve and the rotary actuator have been correctly reassembled in accordance with the instructions and the pipeline has been refilled by professionally trained personnel.

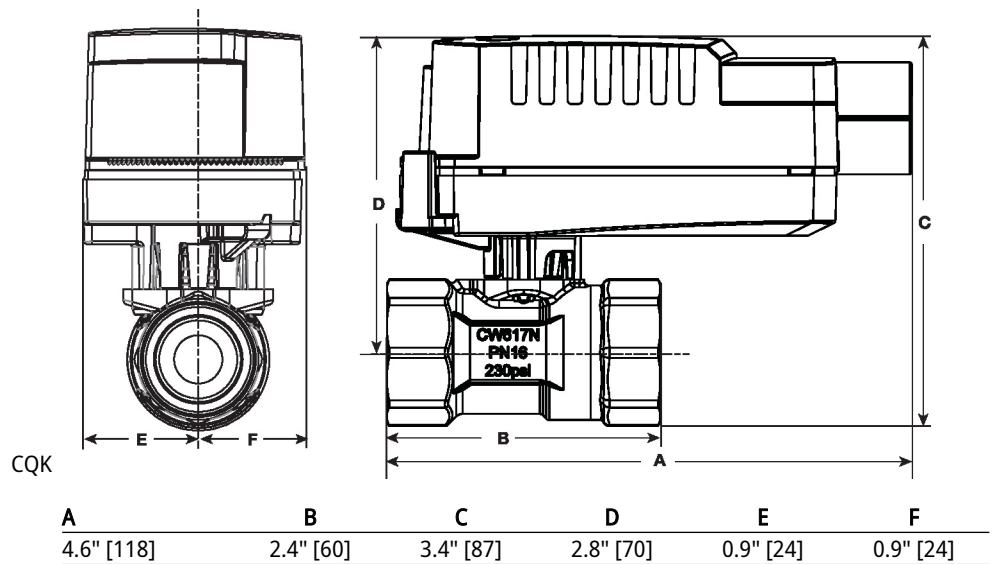
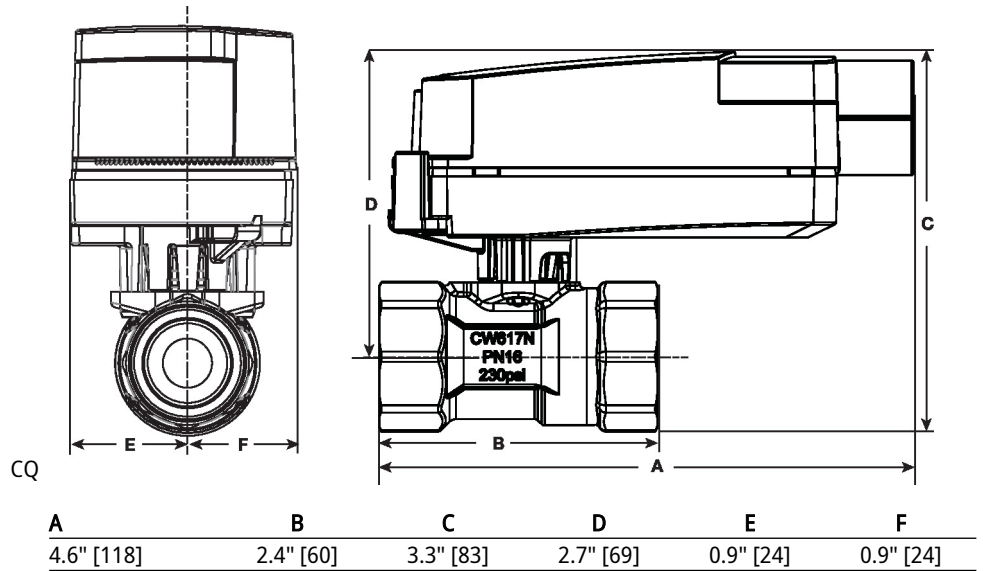
**Flow direction** Please also ensure that the ball is in the correct position (marking on the shaft).



**Dimensions**

DN	Weight
15	0.49 lb [0.22 kg]

Dimensions



On/Off, Floating point, Non fail-safe, 100...240 V

- Nominal voltage AC 100...240 V
- Control On/Off, Floating point



5-year warranty


**Technical data**

<b>Electrical data</b>	Nominal voltage	AC 100...240 V
	Nominal voltage frequency	50/60 Hz
	Nominal voltage range	AC 85...265 V
	Power consumption in operation	1 W
	Power consumption in rest position	0.7 W
	Transformer sizing	2 VA
	Electrical Connection	18 GA appliance cable, 3 ft [1 m], with 1/2" NPT conduit connector
	Overload Protection	electronic throughout 0...90° rotation
	Electrical Protection	actuators are double insulated
<b>Functional data</b>	Angle of rotation	90°
	Angle of rotation note	adjustable with mechanical stop
	Running Time (Motor)	75 s / 90°
	Noise level, motor	35 dB(A)
	Position indication	pointer
<b>Safety data</b>	Power source UL	Class 2 Supply
	Degree of protection IEC/EN	IP40
	Degree of protection NEMA/UL	NEMA 2
	Enclosure	UL Enclosure Type 2
	Agency Listing	cULus acc. to UL60730-1A/-2-14, CAN/CSA E60730-1:02 CE acc. to 2014/30/EU and 2014/35/EU
	Quality Standard	ISO 9001
	UL 2043 Compliant	Suitable for use in air plenums per Section 300.22(C) of the NEC and Section 602 of the IMC
	Ambient humidity	Max. 95% RH, non-condensing
	Ambient temperature	35...104°F [2...40°C]
	Storage temperature	-40...176°F [-40...80°C]
	Servicing	maintenance-free
<b>Weight</b>	Weight	0.48 lb [0.22 kg]
<b>Materials</b>	Housing material	UL94-5VA

Product features

**Application** Non-Fail Safe On/Off/Floating Point ZoneTight actuator.  
 Valve selection should be done in accordance with the flow parameters and system specifications.  
 The actuator is mounted directly to the valve without the need for tools or additional linkage.  
 The actuator operates in response to AC 100...240 V. Angle of rotation is adjustable with the integrated mechanical stop.

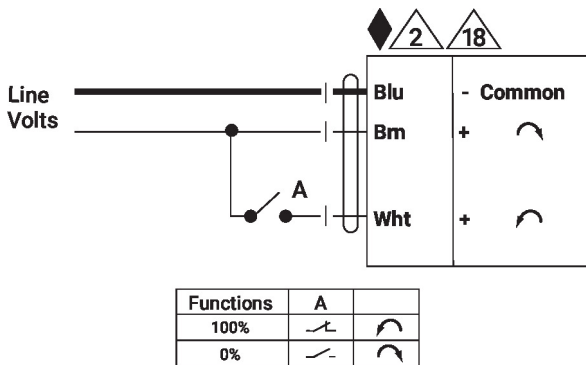
Electrical installation

**INSTALLATION NOTES**

- Actuators with appliance cables are numbered.
- Actuators may be connected in parallel. Power consumption and input impedance must be observed.
- Actuators with plenum cable do not have numbers; use color codes instead.
- Meets cULus requirements without the need of an electrical ground connection.
- Apply only AC line voltage or only UL-Class 2 voltage to the terminals of auxiliary switches. Mixed or combined operation of line voltage/safety extra low voltage is not allowed.
- Warning! Live electrical components!**  
 During installation, testing, servicing and troubleshooting of this product, it may be necessary to work with live electrical components. Have a qualified licensed electrician or other individual who has been properly trained in handling live electrical components perform these tasks. Failure to follow all electrical safety precautions when exposed to live electrical components could result in death or serious injury.

Wiring diagrams

On/Off AC 110...230 V



Floating Point AC 110...230 V

